




75+ YEARS OF MANUFACTURING
SPECIALTY ADHESIVES

WHY CHOOSE RH ADHESIVES?

- MANUFACTURED IN ACTON, MA SINCE 1949
- TRUSTED BY POOL AND SPA PROFESSIONALS
- INDUSTRY STANDARD FOR VINYL REPAIR
- READILY AVAILABLE AND PERSONABLE CUSTOMER SERVICE
- HIGHLY KNOWLEDGEABLE AND EXPERIENCED PERSONNEL IN THE ADHESIVE INDUSTRY
- WE SPECIALIZE IN ADHESIVES - THAT IS ALL WE DO

SELECT POOL REPAIR PRODUCTS:



MADE IN THE USA SINCE 1949

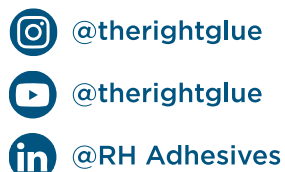


We make cements for bonding and repairing specialized materials. Our unique products have stood the test of time because they are the best at what they do.

CONTACT

RH Adhesives
308 Old High Street Acton, MA 01720
978-897-8000
sales@rhadhesives.com
rhadhesives.com

SOCIAL



Visit our Website

POOL PRODUCT CATALOG

POOL REPAIR KITS



VINYL POOL LINER REPAIR KIT

1 oz. tube of HH-66 TF Vinyl Cement, one 10" x 10" patch of 20-gauge clear vinyl, two alcohol wipes, one applicator brush



VINYL POOL LINER REPAIR KIT - PRO SIZE

8 oz. can of HH-66 TF Vinyl Cement with brush cap lid and one 10" x 54" patch of 20-gauge clear vinyl

VINYL PATCHES



One 10" x 54" Patch
20-gauge clear vinyl

HH-66 VINYL CEMENT



4 oz



8 oz



16 oz



32 oz



1 Gal

HH-66 TOLUENE FREE VINYL CEMENT



1 oz



4 oz



8 oz



16 oz



32 oz



1 Gal

HH-66 THINNER



16 oz



32 oz



1 Gal

HH-66 TOLUENE FREE THINNER



16 oz



32 oz



1 Gal



VINYL POOL LINER REPAIR KIT



STANDARD KIT



PRO SIZE KIT

IDEAL FOR UNDERWATER REPAIRS

ADHERES IN MINUTES WITH JUST A SINGLE APPLICATION

STANDARD KIT INCLUDES 10" X 10" 20-GAUGE VINYL, 1 FL OZ HH-66 TF, BRUSH, 2 ALCOHOL WIPES

PRO SIZE KIT INCLUDES 10" X 54" 20-GAUGE VINYL AND 8 FL OZ HH-66 TF VINYL CEMENT WITH BRUSH CAP

FEATURED APPLICATION - POOLS

RH Adhesives' Vinyl Pool Liner Repair Kits are perfect for repairing tears or holes in vinyl pool liners, spa covers, and most inflatable vinyl pool toys.



ABOUT RH ADHESIVES

We make cements for bonding and repairing specialized materials. Our unique products have stood the test of time because they are the best at what they do.

MADE IN THE USA SINCE 1949



HH-66 TOLUENE FREE VINYL CEMENT

BASE	Thermoplastic Elastomer
SOLVENTS	Methyl Ethyl Ketone (MEK), Acetone, Ethyl Acetate
COLOR	Clear
VOC CONTENT	374 g/L
VISCOSITY	Medium
APPLICATION	Brush or Roller
SOLIDS	15%
NET WEIGHT	8 lbs/gal
APPLICATION TEMPERATURE RANGE	35° to 95° F
SERVICE TEMPERATURE RANGE	-30° to 150° F

See Safety Data Sheet (SDS) for additional information.



APPLICATION INSTRUCTIONS

ABOVE THE WATER LINE

1. Cut patch to appropriate size, ensuring a two-inch overlap on all sides. Round corners to minimize peeling.
2. Clean surfaces with alcohol wipe or compatible solvent. Sand any glossy surfaces lightly.
3. Use brush to apply an even coat of HH-66 TF Vinyl Cement to both surfaces to be joined.
4. Allow cement to set until tacky, typically around three minutes. Cement will remain tacky for just a few minutes.
5. Press patch on firmly while tacky. Apply even pressure throughout to remove air bubbles.
6. Allow to bond for at least an hour before use. Strongest hold achieved after one day.
7. Remove any excess adhesive with fresh alcohol wipe.

UNDERWATER

1. Cut patch to appropriate size, ensuring a two-inch overlap on all sides. Round corners to minimize peeling.
2. Clean the vinyl patch with alcohol wipe or compatible solvent. Ensure the liner surface is free from debris.
3. Use brush to apply an even coat of HH-66 TF Vinyl Cement to the vinyl patch.
4. Fold the patch in half into a loose “taco” shape while the adhesive on the inside is slightly tacky.
5. Submerge the loosely folded patch underwater and position it by the damaged area. Unfold the patch and press it firmly onto the vinyl liner.
6. Apply even pressure throughout to remove air bubbles.
7. Allow to bond for at least an hour. Strongest hold achieved after one day.

SIZE OPTIONS

The standard **Vinyl Pool Liner Repair Kit** includes one 10-inch by 10-inch square piece of clear pool vinyl, one 1 oz. tube of HH-66 Toluene Free Vinyl Cement, one applicator brush, and two alcohol wipes.

The **Vinyl Pool Liner Repair Kit – PRO SIZE** includes one 10-inch by 54-inch piece of clear pool vinyl and an 8 oz. can of HH-66 TF Vinyl Cement with brush cap.

SHELF LIFE

Best if used within 18 months of manufacture date. Unopened 1 oz. tubes have a far longer shelf life – at least 24 months from the date of manufacture.

COVERAGE

Rule of thumb is 1 ounce of HH-66 will cover 1 square foot of both surfaces to be bonded.

STORAGE

Close container tightly. Store in a cool, dry place. Do not freeze.

DISPOSAL

Dispose via local, state and federal HAZMAT regulations.

ONLINE

rhadhesives.com

Shop products

Locate resellers

Download Safety Data Sheets

Check compatibility

Watch application videos

Use the Product Calculator

Explore additional adhesives

Access FAQs

CONTACT

RH Adhesives
308 Old High Street
Acton, MA 01720

sales@rhadhesives.com

Tel. 978-897-8000



 @therightglue

 /rhadhesives



HH-66 VINYL CEMENT

HH-66 Vinyl Cement is an industrial strength contact cement widely used for vinyl material manufacture, maintenance and repair. It is the go-to adhesive trusted by industry professionals and DIYers alike.




HH-66 is a superior choice for bonding PVC vinyl, canvas, cork, fiberglass, foams (EVA, nitrile, vinyl), glass, leather, neoprene, vinyl-coated materials, vinyl films and wood.

ADHERES IN MINUTES WITH JUST A SINGLE APPLICATION

STAYS STRONG AND FLEXIBLE EVEN IN WEATHER EXTREMES


WORKS UNDERWATER FOR PATCHING, SEALING AND REPAIRING

CREATES DURABLE BONDS RESISTANT TO OIL, GREASE AND HARSH CHEMICALS



FEATURED APPLICATION - POOLS

HH-66 is ideal for mending vinyl liner tears, spa covers and most inflatable vinyl pool toys.



ABOUT RH ADHESIVES

We make cements for bonding and repairing specialized materials. Our unique products have stood the test of time because they are the best at what they do.

MADE IN THE USA SINCE 1949





PHYSICAL PROPERTIES

BASE	Thermoplastic Elastomer
SOLVENTS	Methyl Ethyl Ketone (MEK), Acetone, Toluene
COLOR	Clear
VOC CONTENT	437 g/L
VISCOSITY	Medium
APPLICATION	Brush or Roller
SOLIDS	15%
NET WEIGHT	8 lbs/gal
APPLICATION TEMPERATURE RANGE	35° to 95° F
SERVICE TEMPERATURE RANGE	-30° to 150° F

CA PROP 65 WARNING: This product can expose you to toluene, which is known to the State of California to cause birth defects or other reproductive harm. For more information, go to www.P65Warnings.ca.gov.

See Safety Data Sheet (SDS) for additional information.



INSTRUCTIONS

APPLICATION

1. Clean surfaces with alcohol or compatible solvent.
2. Sand any glossy surfaces lightly.
3. Apply an even coat to both surfaces to be joined.
4. Allow cement to set until tacky, typically around two minutes. Cement will remain tacky for just a few minutes.
5. Press together while tacky and allow to bond for at least an hour before use. Strongest hold achieved after one day.
6. Remove any excess adhesive.

Use HH-66 Thinner for preparation and cleanup.

SHELF LIFE

Best if used within 18 months from date of manufacture.

COVERAGE

Rule of thumb is 1 ounce of HH-66 will cover 1 square foot of both surfaces to be bonded.

STORAGE

Close container tightly. Store in a cool, dry place. Do not freeze.

DISPOSAL

Dispose according to local, state and federal HAZMAT regulations.

SIZES AND VARIANTS

CONTAINER SIZES

4 oz, 8 oz, 16 oz, 32 oz, 1 gal, 5 gal and 55 gal.
All 4 oz through 32 oz cans come with a brush cap.
Sold in bulk and individual containers.

HH-66 TF

Toluene Free - Ideal for use in areas with limitations on toluene. Also available in a convenient 1 oz tube.

HH-66 THICK

A thicker formula - Ideal for more porous surfaces.

HH-66 WHITE

A white variation - Ideal for exterior trim work.

HH-66 THICK WHITE

A thicker white formula - Ideal for more porous white surfaces.

ONLINE

rhadhesives.com

Shop products

Locate resellers

Download Safety Data Sheets

Check compatibility

Watch application videos

Use the Product Calculator

Explore additional adhesives

Access FAQs



@therightglue



/rhadhesives

CONTACT

RH Adhesives
308 Old High Street
Acton, MA 01720
sales@rhadhesives.com
Tel. 978-897-8000

Scan QR Code
for more information





HH-66 TOLUENE FREE VINYL CEMENT

HH-66 Toluene Free Vinyl Cement is an industrial strength contact cement widely used for vinyl material manufacture, maintenance and repair. It is the go-to adhesive trusted by industry professionals and DIYers alike. HH-66 is a superior choice for bonding flexible PVC vinyl and vinyl-coated materials.



INDUSTRY-LEADING PERFORMANCE

EASY TO USE

UNBEATABLE VALUE

TRUSTED FOR DECADES


SUPERIOR END-TO-END SUPPORT

ADHERES IN MINUTES WITH JUST A SINGLE APPLICATION

IDEAL FOR USE IN AREAS WITH LIMITATIONS ON TOLUENE

WORKS UNDERWATER FOR PATCHING, SEALING AND REPAIRING

CREATES STRONG AND FLEXIBLE BONDS RESISTANT TO EXTREME WEATHER



FEATURED APPLICATION - POOLS

HH-66 TF Vinyl Cement is ideal for mending vinyl liner tears, spa covers and most inflatable vinyl pool toys.



ABOUT RH ADHESIVES

We make cements for bonding and repairing specialized materials. Our unique products have stood the test of time because they are the best at what they do.

MADE IN THE USA SINCE 1949



PHYSICAL PROPERTIES

BASE	Thermoplastic Elastomer
SOLVENTS	Methyl Ethyl Ketone (MEK), Acetone, Ethyl Acetate
COLOR	Clear
VOC CONTENT	374 g/L
VISCOSITY	Medium
APPLICATION	Brush or Roller
SOLIDS	15%
NET WEIGHT	8 lbs/gal
APPLICATION TEMPERATURE RANGE	35° to 95° F
SERVICE TEMPERATURE RANGE	-30° to 150° F

See Safety Data Sheet (SDS) for additional information.



INSTRUCTIONS

APPLICATION

1. Clean surfaces with alcohol or compatible solvent.
2. Sand any glossy surfaces lightly.
3. Apply an even coat to both surfaces to be joined.
4. Allow cement to set until tacky, typically around three minutes. Cement will remain tacky for just a few minutes.
5. Press together while tacky and allow to bond for at least an hour before use. Strongest hold achieved after one day.
6. Remove any excess adhesive.

Use HH-66 Thinner for preparation and cleanup.

SHELF LIFE

Best if used within 18 months from date of manufacture. Unopened 1 oz. tubes have a much longer shelf life – at least 24 months from manufacture date.

COVERAGE

Rule of thumb is 1 ounce of HH-66 will cover 1 square foot of both surfaces to be bonded.

STORAGE

Close container tightly. Store in a cool, dry place. Do not freeze.

DISPOSAL

Dispose according to local, state and federal HAZMAT regulations.

SIZES AND VARIANTS

CONTAINER SIZES

1 oz, 4 oz, 8 oz, 16 oz, 32 oz, 1 gal, 5 gal and 55 gal.

All 4 oz through 32 oz cans come with a brush cap.

Sold in bulk and individual containers.

HH-66 THICK

A thicker formula – Ideal for more porous surfaces.

HH-66 WHITE

A white variation – Ideal for exterior trim work.

HH-66 THICK WHITE

A thicker white formula – Ideal for more porous white surfaces.

ONLINE

rhadhesives.com

Shop products

Locate resellers

Download Safety Data Sheets

Check compatibility

Watch application videos

Use the Product Calculator

Explore additional adhesives

Access FAQs

CONTACT

RH Adhesives
308 Old High Street
Acton, MA 01720

sales@rhadhesives.com

Tel. 978-897-8000



@therightglue

/rhadhesives



HH-66 THINNER

HH-66 Thinner is designed primarily for use with HH-66 Vinyl Cement. This solvent-based thinner reactivates dried HH-66 or removes unwanted HH-66 from surfaces.



HH-66 Thinner can be used to clean brushes, rollers, spray guns, and other types of applicators. Furthermore, for thinning or spraying HH-66 Vinyl Cement, a few drops of thinner can be added as needed (up to - but not more than - 20% thinner)

DESIGNED FOR THINNING, SPRAYING, REACTIVATING, PREPPING AND CLEANING YOUR PROJECT AND TOOLS

FORMULATED SPECIFICALLY FOR USE WITH HH-66 VINYL CEMENT



INSTRUCTIONS

THINNING

Add HH-66 Thinner as needed and mix thoroughly. Thinned product may require a second coat for a sufficient bond.

SPRAYING

To spray HH-66, add up to 20% HH-66 Thinner to achieve the desired viscosity for the sprayer and application. Sprayed product may require a second coat for a sufficient bond.

REACTIVATING

Apply a light layer of HH-66 Thinner directly to the application if the cement coat is no longer tacky, then bond the pieces together.

PREPPING AND CLEANING

Apply HH-66 Thinner generously and wipe clean. Soak applicators to soften and remove leftover cement.

HANDLING

Use HH-66 Thinner in a well-ventilated area. Handle empty containers with care, as residual solvent is flammable.

PHYSICAL PROPERTIES

SOLVENTS	_____	Toluene, Acetone, Methyl Ethyl Ketone (MEK)
COLOR	_____	Clear
VOC CONTENT	_____	694 g/L
VISCOSITY	_____	Water-like at room temperature
APPLICATION	_____	Brush or cloth, or mix into the cement
FLASH POINT	_____	12° F

CA PROP 65 WARNING: This product can expose you to toluene, which is known to the State of California to cause birth defects or other reproductive harm. For more information, go to www.P65Warnings.ca.gov.

See Safety Data Sheet (SDS) for additional information.

ABOUT

RH Adhesives makes cements for bonding and repairing specialized materials. Our unique products have stood the test of time because they are the best at what they do.

MADE IN THE USA SINCE 1949



rhadhesives.com
sales@rhadhesives.com
Tel. 978-897-8000

@therightglue

/rhadhesives



**MANUFACTURED ON-SITE
IN ACTON, MASSACHUSETTS**

INDUSTRY-LEADING PERFORMANCE

EASY TO USE

UNBEATABLE VALUE

TRUSTED FOR DECADES

SUPERIOR END-TO-END SUPPORT

ADDITIONAL INFORMATION

HH-66 Thinner is designed for prepping, thinning, spraying, reactivating, and cleaning your project and tools:

- Prep heavy-duty vinyl surfaces (e.g., truck tarps, heavy-duty bounce house vinyl, etc.) to soften and prepare the vinyl to receive the HH-66 Vinyl Cement for ultimate adhesion.
- Thin HH-66 Vinyl Cement for spraying or for applications that require a more generous spread (e.g., over a large swatch with a roller) or a less viscous flow (e.g., in a syringe).
- Reactivate HH-66 Vinyl Cement that has dried too quickly during an application when applied as a skim coat.
- Revive thickened HH-66 Vinyl Cement that may be approaching the end of its shelf life to add a little mileage to the cement.
- Clean your tools or other applicators that have accumulated excess adhesive.
- Use HH-66 Thinner as a degreaser, as some of our customers do in their orthotic and plastic applications.

Be careful not to wipe away excess adhesive from a non-solution-dyed material too aggressively with HH-66 Thinner, as the thinner can react with the color and cause it to bleed.

Be careful with HH-66 Thinner when using it on a decorated vinyl pool liner, as the design can fade unintentionally.

COMPATIBLE PRODUCTS

HH-66 VINYL CEMENT





HH-66 TOLUENE FREE THINNER

HH-66 Toluene Free Thinner is designed primarily for use with HH-66 Toluene Free Vinyl Cement. This solvent-based thinner reactivates dried HH-66 or removes unwanted HH-66 from surfaces. It can be used to clean brushes, rollers, spray guns, and other types of applicators.



Furthermore, for thinning or spraying HH-66 Toluene Free Vinyl Cement, a few drops of thinner can be added as needed (up to - but not more than - 20% thinner). This toluene-free formula is ideal for use in areas with restrictions on toluene; plus, it's safer for the user and the environment.

DESIGNED FOR THINNING, SPRAYING, REACTIVATING, PREPPING AND CLEANING YOUR PROJECT AND TOOLS

FORMULATED SPECIFICALLY FOR USE WITH HH-66 TOLUENE FREE VINYL CEMENT



INSTRUCTIONS

THINNING

Add up to 20% HH-66 Toluene Free Thinner as needed and mix thoroughly. Thinned product may require a second coat to establish a sufficient bond.

SPRAYING

To spray HH-66 TF Vinyl Cement, add up to 20% HH-66 TF Thinner to achieve the desired viscosity for the sprayer and application. Sprayed product may require a second coat to establish a sufficient bond.

REACTIVATING

Apply a light layer of HH-66 Toluene Free Thinner directly to the application if the cement coat is no longer tacky, then bond the pieces together.

PREPPING AND CLEANING

Follow the adhesive manufacturer's instructions for prepping the substrate. Apply HH-66 TF Thinner to clean the applicator immediately after use.

HANDLING

Use HH-66 Toluene Free Thinner in a well-ventilated area. Handle empty containers with care, as residual solvent is flammable.

PHYSICAL PROPERTIES

SOLVENTS	_____	Methyl Ethyl Ketone (MEK), Acetone, Ethyl Acetate
COLOR	_____	Clear
VOC CONTENT	_____	505 g/L
VISCOSITY	_____	Water-like at room temperature
APPLICATION	_____	Brush or cloth, or mix into the cement

See Safety Data Sheet (SDS) for additional information.

ABOUT

RH Adhesives makes cements for bonding and repairing specialized materials. Our unique products have stood the test of time because they are the best at what they do.

MADE IN THE USA SINCE 1949



rhadhesives.com
sales@rhadhesives.com
Tel. 978-897-8000

@therightglue

/rhadhesives



**MANUFACTURED ON-SITE
IN ACTON, MASSACHUSETTS**

INDUSTRY-LEADING PERFORMANCE

EASY TO USE

UNBEATABLE VALUE

TRUSTED FOR DECADES

SUPERIOR END-TO-END SUPPORT

ADDITIONAL INFORMATION

HH-66 Toluene Free Thinner is designed for prepping, thinning, spraying, reactivating, and cleaning your project and tools:

- Prep heavy-duty vinyl surfaces (e.g., truck tarps, heavy-duty bounce house vinyl, etc.) to soften and prepare the vinyl to receive the HH-66 Toluene Free Vinyl Cement for ultimate adhesion.
- Thin HH-66 TF Vinyl Cement for spraying or for applications that require a more generous spread (e.g., over a large swatch with a roller) or a less viscous flow (e.g., in a syringe).
- Reactivate HH-66 Toluene Free Vinyl Cement that has dried too quickly during an application when applied as a skim coat.
- Revive thickened HH-66 TF Vinyl Cement that may be approaching the end of its shelf life to add a little mileage to the cement.
- Clean your tools or other applicators that have accumulated excess adhesive.
- Use HH-66 Toluene Free Thinner as a degreaser, as some of our customers do in their orthotic and plastic applications.

Be careful not to wipe away excess adhesive from a non-solution-dyed material too aggressively with HH-66 Toluene Free Thinner, as the thinner can react with the color and cause it to bleed.

Be careful with HH-66 Toluene Free Thinner when using it on a decorated vinyl pool liner, as the design can fade unintentionally.

COMPATIBLE PRODUCTS

HH-66 TOLUENE FREE VINYL CEMENT



PRODUCT COMPARISON



Characteristic	Vinyl Pool Liner Repair Kit	VS.	Vinyl Pool Liner Repair Kit - Pro Size
Target Substrate	PVC Vinyl Pool Liner		
Applications	Patching, sealing, and making underwater repairs		
Performance	Forms strong and durable bonds, withstands extreme temperatures		
Tack Time	About 3 min		
VOC Content	374 g/L		
P65 Solvents	None		
Adhesive	1 oz. Tube of HH-66 Toluene Free Vinyl Cement		8 oz. Can of HH-66 Toluene Free Vinyl Cement
Vinyl	10" x 10" patch of 20-gauge clear vinyl		10" x 54" patch of 20-gauge clear vinyl
Brush Cap	Included in the box		Included in the 8 oz. can
Prep and Cleanup	Two alcohol wipes included		None included



Characteristic	HH-66 Vinyl Cement	VS.	HH-66 Toluene Free Vinyl Cement
Target Substrate	PVC Vinyl		
Applications	Patching, sealing, and making underwater repairs		
Performance	Forms strong and durable bonds, withstands extreme temperatures		
Brush Cap	Included in 4, 8, 16 and 32 oz. cans. Not included in 1 gallon cans.		
1 oz. Tube	Not Available		Available
Tack Time	About 2 min		About 3 min
VOC Content	437 g/L		374 g/L
P65 Solvents	⚠️ CA PROP 65 WARNING: This product can expose you to toluene, which is known to the State of California to cause birth defects or other reproductive harm. For more information, go to www.P65Warnings.ca.gov .		None



**WATCH OUR POOL REPAIR
PRODUCTS IN ACTION!**

UNDERWATER POOL LINER REPAIR



SCAN TO WATCH

ABOVE THE WATERLINE REPAIR



SCAN TO WATCH

REPAIRING A VINYL HOT TUB COVER



SCAN TO WATCH



VINYL POOL LINER REPAIR KIT CUSTOMER TESTIMONIALS



★★★★★ POOL RIP FIXED!

Reviewed in the United States on January 23, 2025

Our dog scratched a small rip in the pool. This kit worked great to fix it. Great inexpensive fix option, super easy to use.

AND THOUSANDS MORE SATISFIED CUSTOMERS

★★★★★ THE BEST POOL REPAIR PRODUCT!

Reviewed in the United States on January 30, 2025

Exactly as advertised! Comes with all you need for your pool repair. Plus the box has clear directions on it which were very helpful and super easy to follow. Great product!

★★★★★ WORKS UNDERWATER

Reviewed in the United States on April 27, 2025

I got this for an underwater pool repair. It worked great underwater and fixed the leak. It comes with everything you need in the kit. Great kit and excellent price.

★★★★★ GREAT ADHESIVE IN A GREAT KIT!

Reviewed in the United States on January 13, 2025

This kit is great! Everything I needed was included. The directions on the box were clear and easy to follow. Impressive that it works underwater! The bond is strong - superior hold. I definitely would buy it again.

★★★★★ LINER ISSUE SOLVED!

Reviewed in the United States on January 9, 2025

Had a small rip in my liner just under the water line. Kit was easy to use and instructions were easy to follow. I cut out a small piece and glued it over the whole. Next day it was locked on. Saved a few thousands in repairs.

★★★★★ LOSING WATER FAST

Reviewed in the United States on April 21, 2025

We just recently opened our pool and noticed it was draining quickly. We knew we were close to the end on this liner, but wanted to try one more summer since we've already filled and chemical filled the pool. So after doing a quick ink check, we found a couple rips. This kit came with the perfect amount of liner sheet, enough for several holes. The thing I liked the most though, was the glue came with a brush. Previous kits didn't come with anything, so we used q-tips. This stuck to the hole immediately, we are going on day 4 and the pool level hasn't gone down a single inch. I am very happy with the quality of these.

★★★★★ HOLDING STRONG ON OUR HOT TUB COVER

Reviewed in the United States on March 31, 2025

My hot tub cover has had a big slice on the inside of it for a while (kids). This kit worked great to patch it up. It has been holding strong all through the winter and we use it almost every day. The cover gets moved around a lot. I have extra left over so I'm going to use it on an inflatable boat that I have had no luck patching with the kit that came with the boat.

★★★★★ FANTASTIC AND PROVEN PRODUCT FROM A COMPANY THAT I TRUST

Reviewed in the United States on March 28, 2025

I recently purchased the RH Adhesives Pool Liner Repair Kit. I have been impressed with the product and the company from the start. This is a high quality product that provides me with peace of mind, there are helpful online videos that explain the product capabilities and the product is made by a U.S. based company that has been around for decades. The company has a phenomenal reputation and is trusted by industry professionals and consumers alike.

HH-66 VINYL CEMENT AND HH-66 TOLUENE FREE VINYL CEMENT CUSTOMER TESTIMONIALS



★★★★★ WORKED AWESOME

Reviewed in the United States on December 24, 2023

Great Product to repair my above ground pool liner Very easy to use.

AND THOUSANDS MORE SATISFIED CUSTOMERS

★★★★★ BEST VINYL ADHESIVE

Reviewed in the United States on June 11, 2023

I've tried others but this is the best I've found. I have several patches on a pool cover that have been in and out of water and in all elements for several years and still holding.

★★★★★ THIS GLUE STICKS VERY WELL

Reviewed in the United States on January 30, 2023

I used this to patch a 7" hole on the bottom of my vinyl pool liner. I put the glue on a patch and applied the patch under water it stuck very well. It saved me about \$600 or more on a new liner.

★★★★★ WORKS GREAT

Reviewed in the United States on June 3, 2025

Had to patch a large rip in the winter pool dome. Patch has lasted the entire winter and still going strong. Saved \$7K not having to buy another dome.

★★★★★ VERY EASY TO USE

Reviewed in the United States on April 2, 2025

This glue was awesome, I used it under water and it worked perfectly for repairing a leak in my pool under water.

★★★★★ NO LEAKS!

Reviewed in the United States on June 26, 2023

8 inch tear, at the seam of a 14', above ground pool. Used with vinyl patch material, bought on Amazon. I even did a terrible job of smoothing it out. Perfect. No leaks. This stuff just plain works.

★★★★★ PATCH VINYL POOL

Reviewed in the United States on September 25, 2023

This is an excellent product. I researched what to use on bond a patch to a pool liner. This was the BEST. Put a patch over the entire light niche on an inground pool patch was almost a 2ft circular patch Make a fantastic bond to the existing liner. I see this holding until my liner needs replacing. Existing liner is 5yrs old currently. Easy to use and bonds under water.

★★★★★ SAVED THE DAY AND OUR POOL

Reviewed in the United States on September 12, 2021

Edit: Two pool seasons later and still holding strong. I thought this would be a quick fix to last the one season and we'd get a new liner. No need. It's working just fine


Original review:

This is the stuff!!! Last summer we had a small tear in our pool liner turn into an almost three foot rip.

We found a very large vinyl pool patch and bought two bottles of this liquid gold.

We trimmed the patch and worked in tandem to both quickly slather the adhesive on our side of the patch before my husband and I slapped it on, smoothed it down, and prayed for a miracle. Not only did it work, but it lasted through winter, all of summer, and still going strong. So grateful to have taken a chance. Replacing the whole pool liner was way too expensive!

PRIVATE LABEL



4 oz. can



8 oz. can



16 oz. can



32 oz. can



1 Gal. can



Vinyl Pool Liner Repair Kit



Vinyl Pool Liner Repair Kit - Pro Size



PRIVATE LABEL

YOUR BRAND. OUR EXPERTISE. LET'S MAKE SOME WAVES TOGETHER.

Discover the Power of Private Labeling

At RH Adhesives, we make it easy for you to put your brand front and center while leveraging our trusted manufacturing capabilities of our **HH-66 Vinyl Cement** and our **Vinyl Pool Liner Repair Kits**. Our Private Label Program is designed to help you expand your product offerings, build customer loyalty, and increase profitability.

WHY PRIVATE LABEL WITH US?

✓ Expanded Brand Recognition

Stand out in the marketplace with high-quality products that carry your name. Whether you're launching a new accessory or enhancing your current offerings, we provide a seamless path to private labeling.

✓ Trusted Manufacturing

With decades of experience and a focus on quality, safety, and compliance, we want to help your own customers truly be repeat customers. We produce every item onsite in the USA. We remain the gold standard in the industry for vinyl manufacture, maintenance, and repair among pool & spa service professionals and DIYers alike.

✓ Increased Market Opportunities

You get a professional, ready-to-sell product without demanding more of your in-house resources. We handle the production of an adhesive and/or kit you already trust. You focus on giving your brand the visibility it deserves.

THE PROCESS — SIMPLE AND STREAMLINED FLOW

1. Choose Your Product

Select from our catalog of proven products: **HH-66 Vinyl Cement**, **HH-66 TF Vinyl Cement**, and **Vinyl Pool Liner Repair Kits** are all easy-to-use and suited for a range of pool and spa applications.

2. Select Your Order Quantity

- The initial print run quantity for any **HH-66** or **HH-66 TF** preferred can size is 500. Repeat orders may be submitted according to standard case lot quantities.
- The initial print run quantity for any size **Vinyl Pool Liner Repair Kit** is 1,000. Repeat orders may be submitted in multiples of case lot quantities.

3. Design & Compliance

Our team handles the artwork and design at no cost to you. We ensure all labels offer instructions and meet regulatory requirements, giving you peace of mind and saving you time.

4. Plate Production

You'll cover a one-time cost for the printing plates used in your custom label production. This small investment helps us deliver consistent, professional-quality results with every run.

5. Production & Delivery

Once approved, we move your private label order into production — with the same price, care, and quality we bring to our own RH Adhesives' branded products.

ADVANTAGES OF THE RH ADHESIVES' PRIVATE LABEL PROGRAM ARE CRYSTAL CLEAR

- Professional-grade products under your own company identity and logo
- Full regulatory compliance on all labeling and easy-to-use instructions
- Increased customer loyalty and brand recognition for your business

READY TO DIVE IN?

Let's create something that showcases your name — backed by our reputation as **The Right Glue**.



EARLY BUY PROGRAM

DETAILS

- Orders must be placed in full case lot quantities. Minimum order quantity is one full case.
- For orders placed by 12/31/2025, we will ship by 3/15/2026.
- For orders placed in Q1 2026, we will ship by 4/15/2026.
- Pay by 4/15/2026 for Early Buy.
- Net 30 terms for orders placed after 4/1/2026.
- All pricing is FOB Acton, MA 01720 USA.
- Please be advised that late invoices will be subject to a charge of 1.5% interest per month from time of order.
- Pricing available from Promark upon request.

REACH OUT FOR MORE INFO

- Visit rhadhesives.com
- Email sales@rhadhesives.com
- Call +1-978-897-8000



Scan for
Terms of Service

MADE IN THE USA
SINCE 1949



RH Adhesives
308 Old High Street Acton, MA 01720
978-897-8000
sales@rhadhesives.com
rhadhesives.com



Visit our Website